

Typennummer / Identification

| | | | | | |
|--------------|------------------|-------------------|---------------|-----------------|-------------------------|
| BV-Nr | BV-No. | MR3 480/42 | Drosselart | Type of reaktor | 3~ Motor Reactor |
| Kundennr. | Customer Id.-No. | - | Kernform | Core type | 3UI 75/41,5 |
| Material Nr. | Material No. | - | Blechqualität | Core quality | M165-35S |
| Baureihe | Series | MR3 | Kernleistung | Core rating | - |




Technische Daten / Technical Data

| | | | |
|------------------------------|-------------------------|---------|-------------------------------------------|
| Phasenzahl | No. of phase | | 3 |
| Schaltgruppe | Circuit type | | IIIO |
| Wicklungswiderstand | Winding resistance | [mΩ] | 4,4 |
| Bemessungsspannung Isolation | Rated voltage isolation | [V] | max. 690V (IEC) max. 600V (UL) |
| Bemessungsfrequenz | Rated frequency | [Hz] | 0-60 |
| Bemessungsspannung uk | Rated voltage uk | [V] | 480 |
| Induktivität L | Inductance L | [mH] | 0,15 |
| L Toleranz | L tolerance | [%] | ± 10 |
| Bemessungsstrom @ 480V | Rated current @ 480V | [A] | 42 |
| Bemessungsstrom @ 690V | Rated current @ 690V | [A] | 29,4 |
| Taktfrequenz | Switching frequency | [kHz] | 3-8 |
| Prüfspannung | Test voltage | [kV] | 4,0 |

Betriebsbedingungen / Operating conditions

| | | | |
|----------------------|----------------------|---------|-------------------|
| Umgebungstemperatur | Ambient temperature | [°C] | -10....+40 |
| Temperaturklasse VDE | Class ISO °C VDE | | F |
| Temperaturklasse UL | Class ISO °C UL | | Class 130 |
| Kühlungsart | Type of cooling | | AN |
| Luftgeschwindigkeit | Wind speed | [m/s] | - |
| Betriebsart | Operating conditions | | DB |

Ausführung / Standards

| | |
|-------------------------------------------------|---------------------------------------------------------------------------------------------|
| Typ / Type: | Zeichen / Signs |
| VDE 0570 / EN 61 558 Teil 1 |  |
| VDE 0570 / EN 61 558 Teil 20 |  |
| cUL approbiert / approved (UL 508 ; CSA 22.2) |  E219022 |

Weitere Technische Daten / Other Technical Data

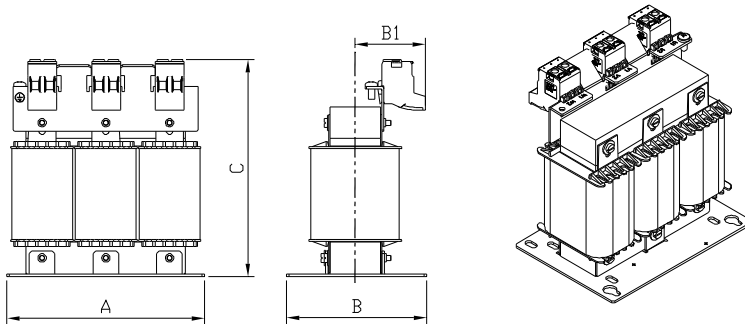
Bemerkung / Notes

Die angegebenen technischen Daten sind typisch.
 Material- und fertigungsbedingt können Abweichungen auftreten.

Technical specifications are typical.
 They can vary due to material and production tolerances.

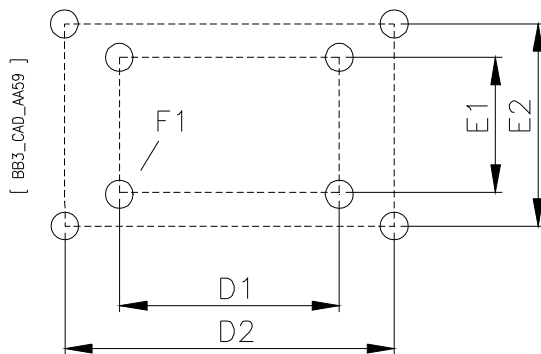
| | | | | |
|----------------|----------|----------------------------------------|-----------|----------|
| Original Date: | 18.06.14 | Observe protection clause to ISO 16016 | Index | 0 |
| Name: | Eilers | | Doc. type | MR3 |
| Date: | 18.06.14 | | Rev. Date | 18.06.14 |
| Checked: | Flemming | | Abt. | EWN |

Abmessungen / Dimensions



| A | B | B1 | C * |
|--------------|--------------|---------------|--------------|
| 155mm | 110mm | 55,3mm | 170mm |

Befestigungsmaße / Mounting dimensions



D1 - D2 = Montagelochung nach DIN 41308
 Mounting holes accordance to DIN 41308
 D2 - E2 = Alternative Montagelochung 1
 Alternate mounting holes 1

| D1 | E1 | D2 | E2 |
|--------------|-------------|--------------|---------------|
| 113mm | 65mm | 135mm | 87,4mm |

Gewichte / Wights

| | | | |
|-------------------|---------------|--------|------|
| Gewicht (netto) | Weight | [kg] | 6,2 |
| Kupfergewicht | Copper weight | [kg] | 0,81 |

Bemerkung / Notes

Einzelheiten der Darstellung in der Aufbauskizze sind unverbindlich.
 Allgemeintoleranzen DIN 7168-m
 Änderungen vorbehalten.
 * = Typisch variiert durch Luftspalteinlage

Technical specifications in the drawing are not binding.
 General tolerance to DIN 7168-m.
 Subject to change
 * = Typical variable air gab

| | |
|----------------|----------|
| Original Date: | 18.06.14 |
| Name: | Eilers |
| Date: | 18.06.14 |
| Checked: | Flemming |

Observe protection clause to ISO 16016

| | |
|-----------|----------|
| Index | 0 |
| Doc. type | MR3 |
| Rev. Date | 18.06.14 |
| Abt. | EWN |